



SPECIALLY DESIGNED FOR THE FOOD
PROCESSING INDUSTRY

ENCLOSED HYGIENIC SAFETY ISOLATORS



WE ARE · MANUFACTURERS · CERTIFIED

comercial@ihathor.com | www.ihathor.com

iHATHOR ENCLOSED HYGIENIC SAFETY ISOLATORS	4
iHATHOR ENCLOSED SAFETY ISOLATORS - HYGIENIC BKP SERIES	6
iHATHOR ENCLOSED SAFETY ISOLATORS - HYGIENIC H0 SERIES	8
iHATHOR ENCLOSED SAFETY ISOLATORS - HYGIENIC H1 SERIES	10
iHATHOR ENCLOSED SAFETY ISOLATORS - HYGIENIC H2 SERIES	12
iHATHOR ENCLOSED SAFETY ISOLATORS - HYGIENIC H3 SERIES	14



Paso del Prao, 6. 01320 Oyón (Álava), Spain
Phone +34 945 601 381
comercial@ihathor.com | www.ihathor.com



WE PUT AT YOUR DISPOSAL

We offer over **50 years** providing solutions to demanding customers who require very specific characteristics and behaviour according to the sector and their needs.

HIGH STANDARD OF QUALITY AND SERVICES

We only use materials provided by companies who offer the very **highest quality**, suitable and certified products. Our success is due to top quality assurance: ISO 9001, SGS, UL, TÜV, ISO 14000 and ISO45001.



100%
Entirely designed
and manufactured
in Europe

WHEREVER YOU GO

We are committed to working closely with our customers, providing them with **exceptional service** and offering an advanced and extensive range of products with very competitive prices.

CUSTOMIZE TOTALLY YOUR SAFETY SWITCH

Our production systems can give custom-made solutions **on demand**. Every colour from RAL chart is available to be personalized. A variety of protection standards thanks to our own painting facilities.



CONTACT US

Confidentiality, reliability & quality

www.ihathor.com
comercial@ihathor.com
+34 945 601 381

ALSO ONLINE

Please contact our technical sales department

A team of professionals with high experience and ability to solve all your queries



iHATHOR ENCLOSED HYGIENIC SAFETY ISOLATORS



Examples



Integral Sloping Roof Offers Additional Protection and Leads to Self-Draining of Liquids, Specially Designed for Food Industry

iHATHOR Hygienic Series is a full line of safety and isolation switches with integral sloping roof offers additional protection and leads to self-draining of liquids, specially designed for food industry. No openings, hinges where bacteria could lie, moreover the inclination of the roof prevents objects being placed on the surface and our vertical electro polished finish helps repel liquids and prevent virus and bacteria building up on the surface.

iHATHOR enclosed hygienic safety isolators on-load, are available from 20A to 1800A, a large range for solving the different necessity of market.

Achieving an optimal design for facility it's installation and operation. Key on hand.



[FOR MORE INFORMATION CLICK HERE](#)



iHATHOR ENCLOSED HYGIENIC SAFETY ISOLATORS

APPLICATIONS

Hygienic safety switches installation where require special vigilance in compliance with their demanding regulations in places that require a high level of hygiene such as medical machinery, food industry, clean rooms, pharmaceutical industry,...

iHATHOR hygienic safety switches are reliable and provide safety to your property and your personnel in addition to providing:

- Protection against overcurrent.
- Protection against circuit overloads.
- Protection against short circuiting.
- Protection against heat-generated damage.

Safety switches are designed to interrupt the power in the event of a single fault in the circuit. Custom solutions projects for small and large series. iHATHOR is certified UL, Nema 4x.

OPTIONS

- The most standard products are presented, options are available upon request.
- Option multiple of switch, n° of poles, current, aux. contacts,...
- Drills in base your needs.
- Option of different supports.
- Option of manufactured in different materials: stainless steel AISI 316L (enclosure maritime grade) or painted galvanized steel finish in RAL 7035 or another color.
- Design on IP67 or IP68 box.
- Possibility of Atex load switch.

ADVANTAGES

- With electro-polished finish that helps dispel liquids and waterproof seal that prevents dirt and bacteria deposits.
- The monobloc manufacture gives total sealing and maximum resistance.
- No openings where bacteria could lie.
- Ready for installation
- Compact design.
- Possibilities in custom housing design.
- Versatility.
- Fast delivery time.
- Custom designs available.
- Quantity discount.

NORMATIVE

- Machinery Directive 2006/42/EC (previously 89/37/EC) Food machinery and cosmetic or pharmaceutic production.
- EHEDG Guideline Hygienic Design doc. I3 machinery for open processes.
- DIN EN 1672-2:2006 for food industry machinery.
- IEC/EN 60947-3.
- IP66 Norm IEC EN 62208 and EN 60529.
- Maximum IK10 resistance Norm IEC62208 and IEC 62262.
- UE Directive of low voltage 2014/35/UE.
- Materials intended to come into contact with food, CE 1935/2004.
- Offshore, maritime grade IP66.
- UL Standard(s) Safety: UL508A- Industrial Control Panels, CSA C22.2 No.14- Industrial Control Equipment.

iHATHOR ENCLOSED SAFETY ISOLATORS HYGIENIC BKP SERIES



Example safety switch
standard



Example safety switch
emergency

**Available in a Wide Range
of Currents from 20A Up 125A**

iHATHOR enclosed hygienic safety isolators available in a wide range of currents from 20A up 125A. Is ideal for food handling facilities (clean rooms) or manufacturing processes which requires a high degree of hygiene. The European Hygienic Engineering & Design Group (EHEDG) has certified the compatibility of the safety switches with food processing systems.



FOR MORE INFORMATION CLICK HERE

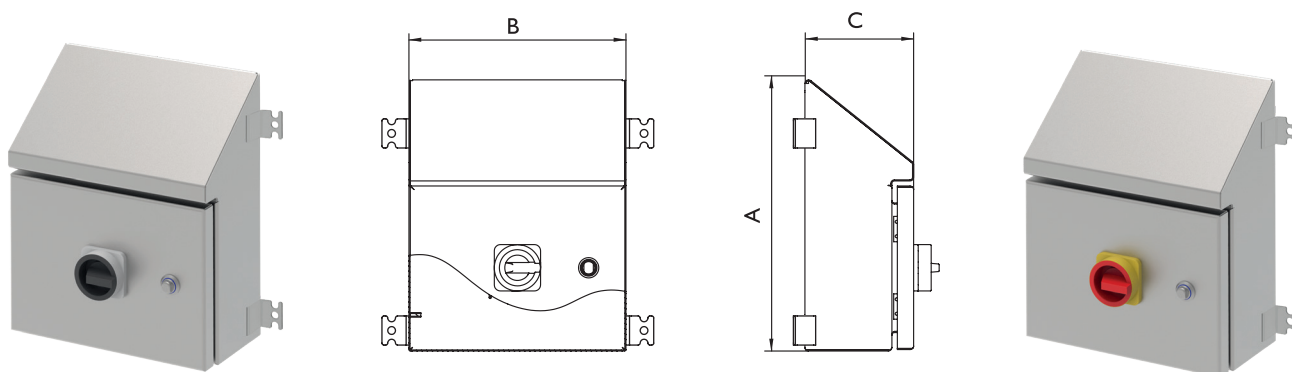
TECHNICAL INFORMATION

iHATHOR ENCLOSED HYGIENIC SAFETY ISOLATORS - HYGIENIC BKP SERIES

ACCORDING TO VDE 0660, IEC/EN 60947-3, IEC/EN 60947-5-1				20	25	40	63	80	125
Rated thermal current	I _{th}	A		20	25	40	63	80	125
Rated thermal current enclosed	I _{the}	A		20	25	40	63	80	110
Rated insulation voltage	U _i	V		690	690	690	690	690	1000
Rated impulse withstands voltage	U _{imp}	kV		6	6	6	6	6	8
Rated operational current AC	I _e	AC21A	A	20	25	40	63	80	125
Making capacity	I _{eff}	3x380-440V	A	160	190	300	370	440	850
Breaking capacity		3x220-240V	A	160	180	250	330	380	680
Breaking capacity		3x380-440V	A	160	180	250	330	380	680
Breaking capacity		3x660-690V	A	80	110	170	190	220	420
Direct switching motors	AC3	3x400V	A	12	16	30	37	37	72
Direct switching motors	AC3	3x220-240V	kW	3	4	7,5	11	11	22
Direct switching motors		3x380-440V	kW	5,5	7,5	15	18,5	18,5	37
Direct switching motors		3x660-690V	kW	5,5	7,5	15	18,5	18,5	30
Main & safety switch	AC23	3x400V	A	16	20	32	45	45	85
Main & safety switch	AC23A	3x220-240V	kW	4	5,5	9	15	15	30
Main & safety switch	AC23B	3x380-440V	kW	7,5	10	16	22	22	45
Main & safety switch		3x660-690V	kW	5,5	7,5	15	18,5	18,5	37
Rated conditional short-circuit current			kA _{eff}	10	10	10	10	10	10
Max. fuse size	gL (gG)		A	25	35	50	63	80	125
Rated short-time withstand current 1 s.	I _{cw}		A	250	300	500	600	850	1500
Mechanical life			x10 ³	200	200	200	100	100	100
CONNECTING CAPACITY									
Solid or stranded cable		mm ²		0,5-10		1-25		4-50	
Solid or stranded cable		AWG		20-8		16-4		10-0 (10)	
Flexible cable		mm ²		0,5-6		4-16		10-35	
Flexible cable		AWG		20-10		16-6		8-2	
Size of terminal screw				M3,5		M5		M6	
Tightening torque		Nm		0,8-1,7		2-4		3,5-4,5	

ENCLOSED SAFETY ISOLATORS HYGIENIC BKP SERIES

PLANS AND REFERENCES



HYGIENIC BKP SERIES | 20A-25A-40A

HYGIENIC BKP SERIES (20A - 25A - 40A)		DIMENSIONS (mm)			
REFERENCES	HEIGHT (A)	WIDTH (B)	DEPTH (C)	CURRENT	N° POLES
BKP20A3PH	380	300	150	20	3
BKP20A4PH	380	300	150	20	4
BKP25A3PH	380	300	150	25	3
BKP25A4PH	380	300	150	25	4
BKP40A3PH	380	300	150	40	3
BKP40A4PH	380	300	150	40	4

HYGIENIC BKP SERIES | 63A-80A

HYGIENIC BKP SERIES (63A - 80A)		DIMENSIONS (mm)			
REFERENCES	HEIGHT (A)	WIDTH (B)	DEPTH (C)	CURRENT	N° POLES
BKP63A3PH	380	300	150	63	3
BKP63A4PH	380	300	150	63	4
BKP80A3PH	380	300	150	80	3
BKP80A4PH	380	300	150	80	4

HYGIENIC BKP SERIES | 100A-125A

HYGIENIC BKP SERIES (100A - 125A)		DIMENSIONS (mm)			
REFERENCES	HEIGHT (A)	WIDTH (B)	DEPTH (C)	CURRENT	N° POLES
BKP100A3PH	380	300	150	100	3
BKP100A4PH	380	300	150	100	4
BKP125A3PH	380	300	150	125	3
BKP125A4PH	380	300	150	125	4

iHATHOR ENCLOSED SAFETY ISOLATORS HYGIENIC H0 SERIES



Example

Rated Breaking Current of Up to 8 Times the Rated Operational Current

Enclosed hygienic safety isolators on-load Hygienic H0 Series, are available from 125A for 250A, versions under request on order. Rated breaking current of up to 8 times the rated operational current, with ability to establish and support short circuit currents up to 100kA. Is ideal for food handling facilities (clean rooms) or manufacturing processes which requires a high degree of hygiene. The European Hygienic Engineering & Design Group (EHEDG) has certified the compatibility of the safety switches with food processing systems.



[FOR MORE INFORMATION CLICK HERE](#)

TECHNICAL INFORMATION

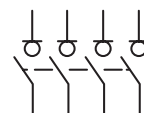
iHATHOR ENCLOSED HYGIENIC SAFETY ISOLATORS - HYGIENIC H0 SERIES

ACCORDING TO IEC/EN 60947-3				125	160	200	250	
Rated thermal current in ambient at	I _{th}	40°C	A	125	160	200	250	
Rated thermal current in ambient at	I _{th}	50°C	A	125	160	200	250	
Rated thermal current in ambient at	I _{th}	60°C	A	125	160	200	250	
Rated insulation voltage	U _i		V	1000	1000	1000	1000	
Rated impulse withstands voltage	U _{imp}		kV	8	8	8	8	
AC rated operational current ^{*(1)}	I _e	U _e 400V	AC21A	A	125	160	200	250
AC rated operational current ^{*(1)}	I _e	U _e 400V	AC22A	A	125	160	200	250 ^{*(3)}
AC rated operational current ^{*(1)}	I _e	U _e 400V	AC23A	A	125	160	160	160
Rated breaking capacity		400V	AC23	A	1000	1280	1280	1280
Rated making capacity		400V	AC23	A	1250	1600	1600	1600
SHORT - CIRCUIT BEHAVIOUR					125	160	200	250
Rated short-circuit making capacity ^{*(2)}	I _{cm}		kA (peak)		13	13	13	13
Rated short-time withstand current 1s.	I _{cw}		kA rms		7	7	7	7
MECHANICAL FEATURES					125	160	200	250
Number of mechanical operations (according to the standards, for other values please consult)			Cycles		8000	8000	8000	8000
Maximum weight 3P			Kg		0,85	0,85	0,9	0,9
Maximum weight 3P + N			Kg		1	1	1	1

^{*(1)} Other voltages and/or utilization categories. Please consult.

^{*(2)} Without limiting protective device (short-circuit maintained 50ms. - 100ms.)

^{*(3)} Intensidad de empleo AC22B.

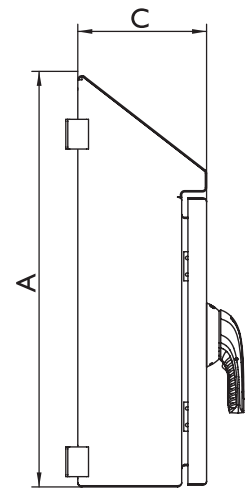
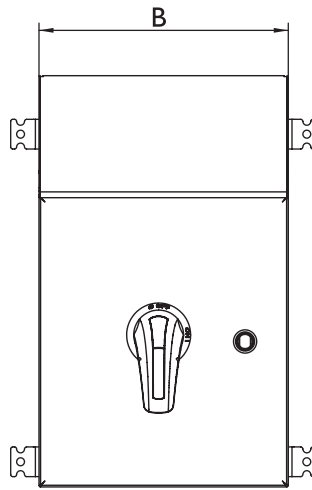


4P

Also available 4P switch -
disconnectors under request

ENCLOSED SAFETY ISOLATORS HYGIENIC H0 SERIES

PLANS AND REFERENCES



HYGIENIC H0 SERIES	DIMENSIONS (mm)				
REFERENCES	HEIGHT (A)	WIDTH (B)	DEPTH (C)	CURRENT	N° POLES
H125A3PPH	500	300	155	125A	3
H160A3PPH	500	300	155	160A	3
H125A4PPH	500	300	155	125A	4
H160A4PPH	500	300	155	160A	4
H125A3PBH	500	300	155	125A	3
H160A3PBH	500	300	155	160A	3
H200A3PBH	500	300	155	200A	3
H125A4PBH	500	300	155	125A	4
H160A4PBH	500	300	155	160A	4
H200A4PBH	500	300	155	200A	4
H200A3PPH	500	300	155	200A	3
H250A3PPH	500	300	155	250A	3
H200A4PPH	500	300	155	200A	4
H250A4PPH	500	300	155	250A	4

PP: strip connection

PB: flange connection



iHATHOR ENCLOSED SAFETY ISOLATORS HYGIENIC HI SERIES



Example

**Rated Breaking Current of Up to 8 Times
the Rated Operational Current**

Enclosed hygienic safety isolators on-load Hygienic HI Series, are available from 315A for 400A, versions under request on order. Rated breaking current of up to 8 times the rated operational current, with ability to establish and support short circuit currents up to 100kA. Is ideal for food handling facilities (clean rooms) or manufacturing processes which requires a high degree of hygiene. The European Hygienic Engineering & Design Group (EHEDG) has certified the compatibility of the safety switches with food processing systems.



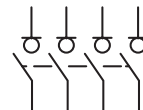
FOR MORE INFORMATION CLICK HERE

TECHNICAL INFORMATION

iHATHOR ENCLOSED HYGIENIC SAFETY ISOLATORS - HYGIENIC HI SERIES					
ACCORDING TO IEC/EN 60947-3				315	400
Rated thermal current in ambient at	I _{th}	40°C	A	315	400
Rated thermal current in ambient at	I _{th}	50°C	A	315	400
Rated thermal current in ambient at	I _{th}	60°C	A	315	400
Rated insulation voltage	U _i		V	1000	1000
Rated impulse withstands voltage	U _{imp}		kV	8	8
AC rated operational current ^{*(1)}	I _e	U _e 400V	AC21A	A	315
AC rated operational current ^{*(1)}	I _e	U _e 400V	AC22A	A	315
AC rated operational current ^{*(1)}	I _e	U _e 400V	AC23A	A	315
Rated breaking capacity		400V	AC23	A	2520
Rated making capacity		400V	AC23	A	3150
SHORT - CIRCUIT BEHAVIOUR				315	400
Rated short-circuit making capacity ^{*(2)}	I _{cm}		kA (peak)	20	20
Rated short-time withstand current I _s	I _{cw}		kA rms	12	12
MECHANICAL FEATURES				315	400
Number of mechanical operations (according to the standards, for other values please consult)			Cycles	8000	5000
Maximum weight 3P			Kg	1,7	1,9
Maximum weight 3P + N			Kg	1,9	2,1

*⁽¹⁾ Other voltages and/or utilization categories. Please consult.

*⁽²⁾ Without limiting protective device (short-circuit maintained 50ms. - 100ms.)

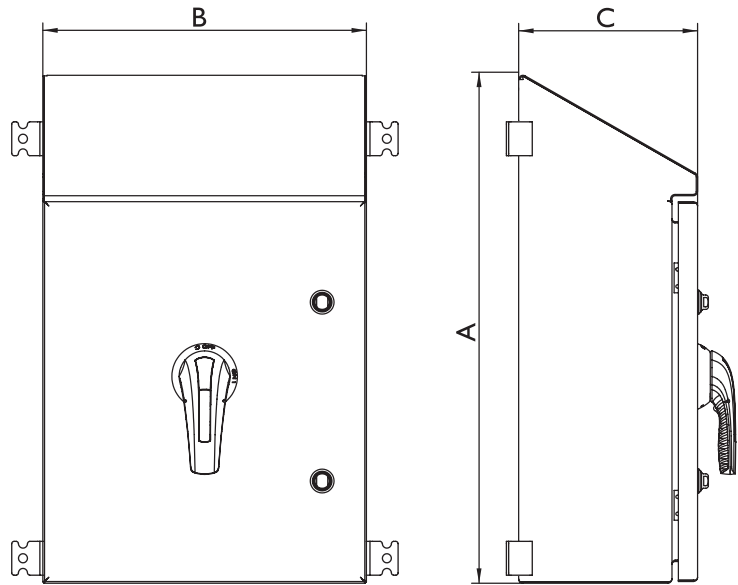


4P

Also available 4P switch -
disconnectors under request

ENCLOSED SAFETY ISOLATORS HYGIENIC HI SERIES

PLANS AND REFERENCES



HYGIENIC HI SERIES		DIMENSIONS (mm)			
REFERENCES	HEIGHT (A)	WIDTH (B)	DEPTH (C)	CURRENT	N° POLES
H315A3PPH	600	380	210	315A	3
H315A4PPH	600	380	210	315A	4
H400A3PPH	600	380	210	400A	3
H400A4PPH	600	380	210	400A	4



iHATHOR ENCLOSED SAFETY ISOLATORS HYGIENIC H2 SERIES



Example

Rated Breaking Current of Up to 8 Times the Rated Operational Current

Enclosed hygienic safety isolators on-load Hygienic H2 Series, are available from 500A for 800A, versions under request on order. Rated breaking current of up to 8 times the rated operational current, with ability to establish and support short circuit currents up to 100kA. Is ideal for food handling facilities (clean rooms) or manufacturing processes which requires a high degree of hygiene. The European Hygienic Engineering & Design Group (EHEDG) has certified the compatibility of the safety switches with food processing systems.



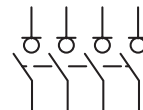
[FOR MORE INFORMATION CLICK HERE](#)

TECHNICAL INFORMATION

iHATHOR ENCLOSED HYGIENIC SAFETY ISOLATORS - HYGIENIC H2 SERIES				500	630	800	
ACCORDING TO IEC/EN 60947-3							
Rated thermal current in ambient at	I _{th}	40°C	A	500	630	800	
Rated thermal current in ambient at	I _{th}	50°C	A	500	630	720	
Rated thermal current in ambient at	I _{th}	60°C	A	500	630	640	
Rated insulation voltage	U _i		V	1000	1000	1000	
Rated impulse withstands voltage	U _{imp}		kV	12	12	12	
AC rated operational current ^{*(1)}	I _e	U _e 400V	AC21A	A	500	630	800
AC rated operational current ^{*(1)}	I _e	U _e 400V	AC22A	A	500	630	800
AC rated operational current ^{*(1)}	I _e	U _e 400V	AC23A	A	500	630	800
Rated breaking capacity		400V	AC23	A	4000	5000	6400
Rated making capacity		400V	AC23	A	5000	6300	8000
SHORT - CIRCUIT BEHAVIOUR							
Rated short-circuit making capacity ^{*(2)}	I _{cm}		kA (beak)	26	26	26	
Rated short-time withstand current I _s	I _{cw}		kA rms	16	16	16	
MECHANICAL FEATURES							
Number of mechanical operations (according to the standards, for other values please consult)			Cycles	5000	5000	3000	
Maximum weight 3P			Kg	4,2	4,2	4,2	
Maximum weight 3P + N			Kg	4,5	4,5	4,5	

*⁽¹⁾ Other voltages and/or utilization categories. Please consult.

*⁽²⁾ Without limiting protective device (short-circuit maintained 50ms. - 100ms.)

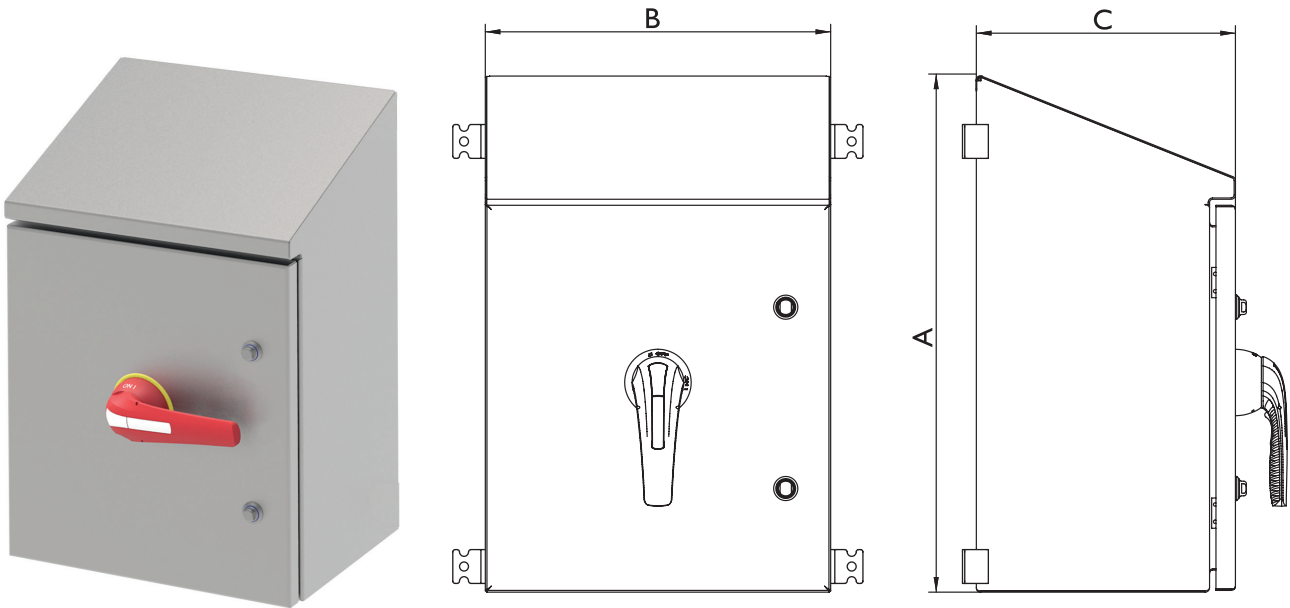


4P

Also available 4P switch -
disconnectors under request

ENCLOSED SAFETY ISOLATORS HYGIENIC H2 SERIES

PLANS AND REFERENCES



HYGIENIC H2 SERIES	DIMENSIONS (mm)				
REFERENCES	HEIGHT (A)	WIDTH (B)	DEPTH (C)	CURRENT	N° POLES
H500A3PPH	600	400	300	500A	3
H500A4PPH	600	400	300	500A	4
H630A3PPH	600	400	300	630A	3
H630A4PPH	600	400	300	630A	4
H800A3PPH	600	400	300	800A	3
H800A4PPH	600	400	300	800A	4



iHATHOR ENCLOSED SAFETY ISOLATORS HYGIENIC H3 SERIES



Example

Rated Breaking Current of Up to 8 Times the Rated Operational Current

Enclosed hygienic safety isolators on-load Hygienic H3 Series, are available from 1000A for 1800A, versions under request on order. Rated breaking current of up to 8 times the rated operational current, with ability to establish and support short circuit currents up to 100kA. Is ideal for food handling facilities (clean rooms) or manufacturing processes which requires a high degree of hygiene. The European Hygienic Engineering & Design Group (EHEDG) has certified the compatibility of the safety switches with food processing systems.



[FOR MORE INFORMATION CLICK HERE](#)

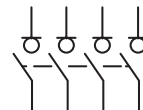
TECHNICAL INFORMATION

iHATHOR ENCLOSED HYGIENIC SAFETY ISOLATORS - HYGIENIC H3 SERIES

ACCORDING TO IEC/EN 60947-3				1000	1250	1600	1800
Rated thermal current in ambient at	I _{th}	40°C	A	1000	1250	1600	1800
Rated thermal current in ambient at	I _{th}	50°C	A	1000	1250	1600	1800
Rated thermal current in ambient at	I _{th}	60°C	A	1000	1250	1600	1600
Rated insulation voltage	U _i		V	1000	1000	1000	1000
Rated impulse withstands voltage	U _{imp}		kV	12	12	12	12
AC rated operational current ^{*(1)}	I _e	U _e 400V	AC21A	A	1000	1250	1600
AC rated operational current ^{*(1)}	I _e	U _e 400V	AC22A	A	1000	1250	1600
AC rated operational current ^{*(1)}	I _e	U _e 400V	AC23A	A	-	-	1600
AC rated operational current ^{*(1)}	I _e	U _e 800V	AC21B	A	-	-	1250
Rated breaking capacity		400V	AC23	A	3000	3750	4800
Rated making capacity		400V	AC23	A	3000	3750	4800
SHORT - CIRCUIT BEHAVIOUR				1000	1250	1600	1800
Rated short-circuit making capacity ^{*(2)}	I _{cm}		kA (peak)	60	60	75	75
Rated short-time withstand current 1 s.	I _{cw}		kA rms	25	25	50	50
MECHANICAL FEATURES				1000	1250	1600	1800
Number of mechanical operations (according to the standars, for other values please consult)			Cycles	3000	3000	3000	3000
Maximum weight 3P			Kg	18,5	18,5	18,5	18,5
Maximum weight 3P + N			Kg	20,8	20,8	20,8	20,8

^{*(1)} Other voltages and/or utilization categories. Please consult.

^{*(2)} Without limiting protective device (short-circuit maintained 50ms. - 100ms.)

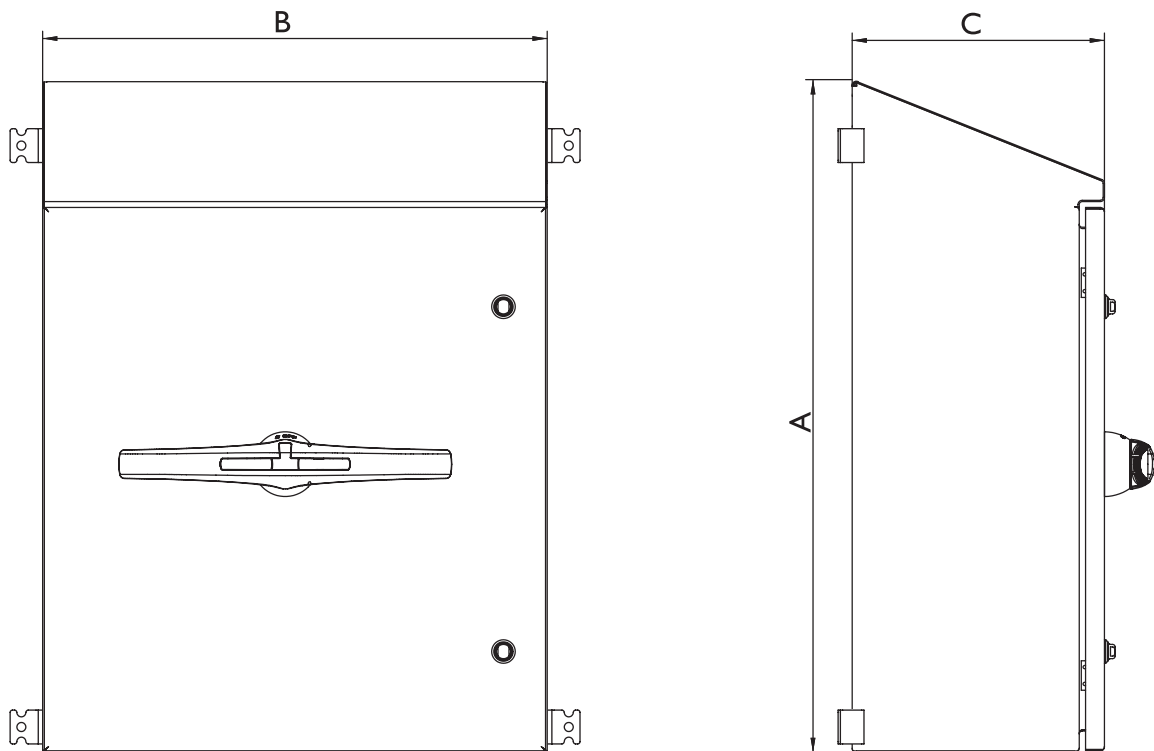


4P

Also available 4P switch -
disconnectors under request

ENCLOSED SAFETY ISOLATORS HYGIENIC H3 SERIES

PLANS AND REFERENCES



HYGIENIC H3 SERIES		DIMENSIONS (mm)			
REFERENCES	HEIGHT (A)	WIDTH (B)	DEPTH (C)	CURRENT	N° POLES
HI1000A3PPH	800	600	300	1000A	3
HI1000A4PPH	800	600	300	1000A	4
HI1250A3PPH	800	600	300	1250A	3
HI1250A4PPH	800	600	300	1250A	4
HI1600A3PPH	800	600	300	1600A	3
HI1600A4PPH	800	600	300	1600A	4
HI1800A3PPH	800	600	300	1800A	3
HI1800A4PPH	800	600	300	1800A	4





➔ FOR MORE INFORMATION CLICK HERE

CUSTOMIZED SWITCHES SOLUTIONS iHATHOR

The customized manufacture of all safety and isolation switches iHATHOR is carry out with the most advanced technical methods and with the precision and consciousness of a craftsman. Therefore, it is not an accident that our company has been present in the market for many years: it is the result of hard work and effort by many people.

In iHATHOR we bear in mind that customers perceive the quality very clearly safety and useful solutions are what customers value most. Nowadays we have license to use the most exigents certifications. Our flexible manufacturing environment greatly reduces the costs associated with changeovers and small production lots.



ATEX SAFETY SWITCHES



UL 98 AND UL 508 SAFETY SWITCHES



SLOPED ROOF HYGIENIC SWITCHES



IECEX SAFETY SWITCHES



CORROSION RESISTANT SWITCHES



EMC SWITCHES DISCONNECTORS

WEATHERPROOF AND DUST-TIGHT SWITCHES

Buy direct from manufacturer of custom made IP66 heavy duty industrial and waterproof switches AISI 304L and 316L made by standard IEC 60529. iHATHOR has tested all sizes and dimensions of waterproof enclosures according to EN 60529:2018. All weather resistant enclosures are more than simply rainproof, they meet a minimum of Nema 4X and IP66 requirements to ensure your electronics are protected. From safety switches to disconnectors, iHATHOR weatherproof enclosures offer a wide range of sizes and styles to keep your project waterproof.



CABLE GLANDS FOR ATEX AREAS



CABLE GLANDS FOR SAFE AREAS





HEAVY DUTY SAFETY SWITCHES



Paso del Prao, 6. 01320 Oyón (Álava). Spain
Phone +34 945 601 381
comercial@ihathor.com | www.ihathor.com

Contact us, we will be available at any time